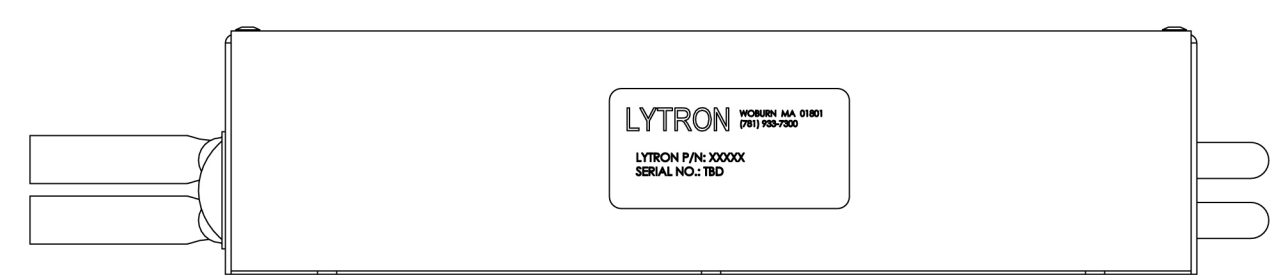
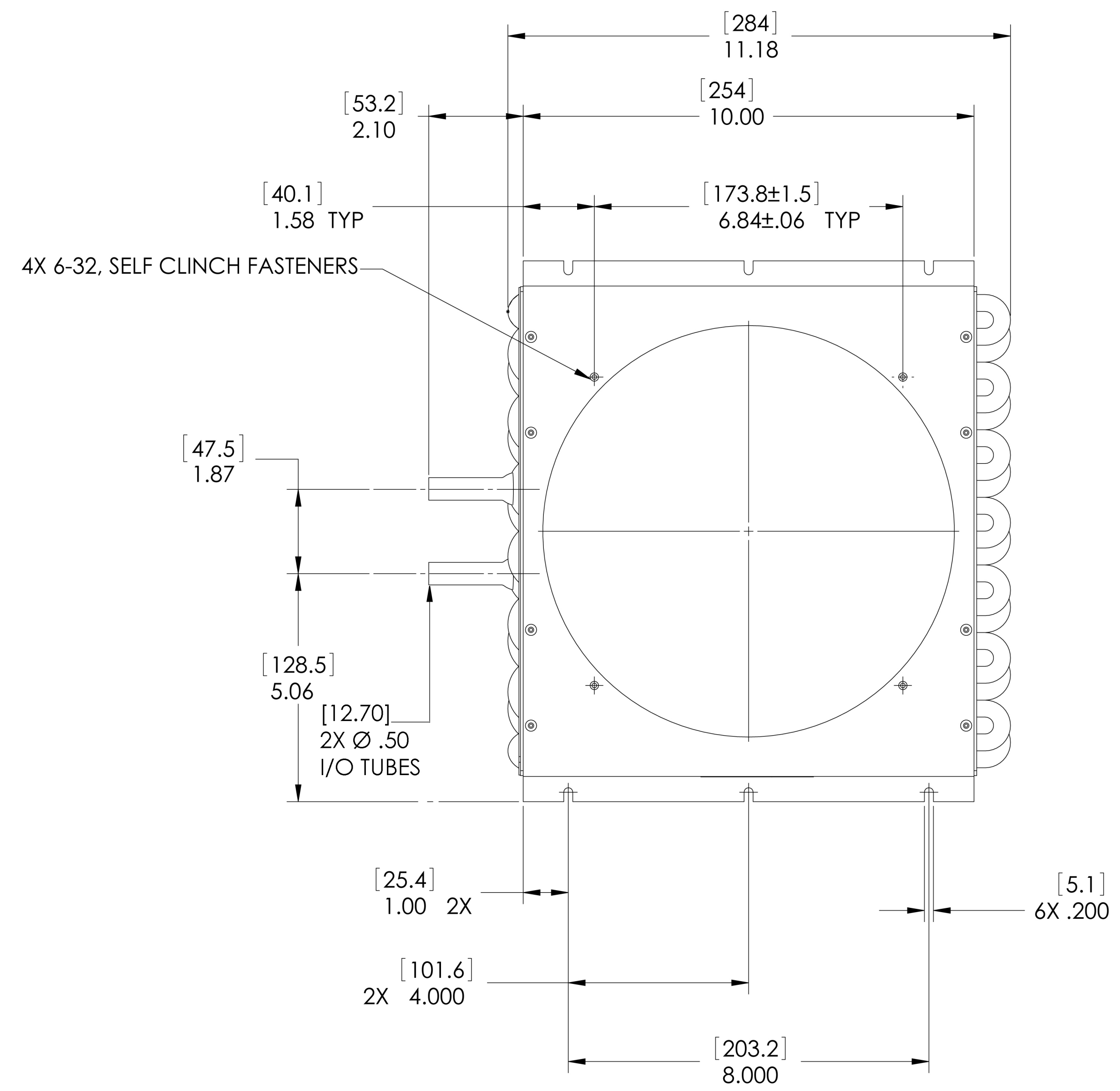
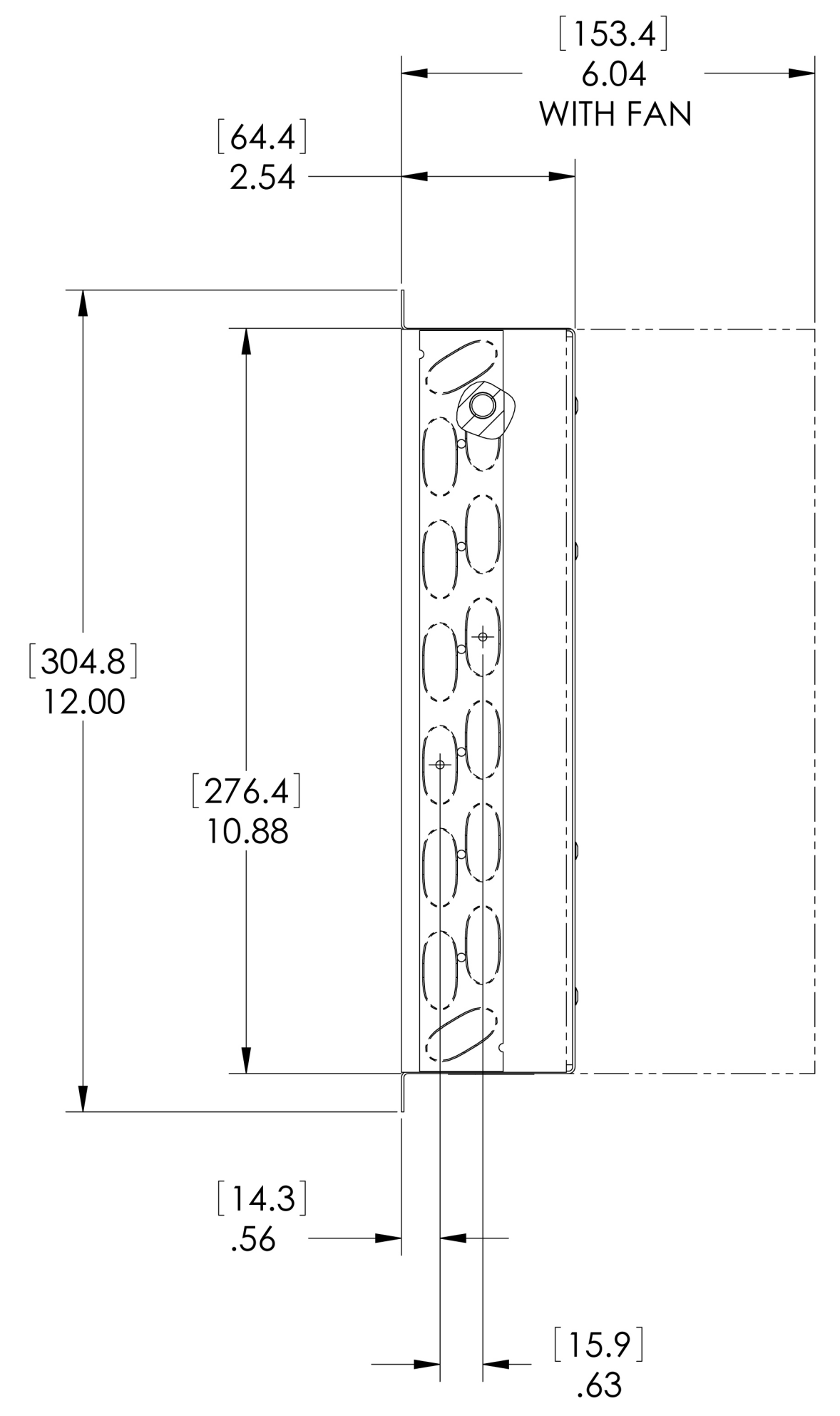


THIS DOCUMENT IS THE PROPERTY OF LYTRON, INC. AND REPRESENTS A PROPRIETARY ARTICLE ON WHICH LYTRON, INC. RETAINS ANY AND ALL PATENT AND OTHER RIGHTS, INCLUDING EXCLUSIVE RIGHTS OF USE AND/OR MANUFACTURE AND/OR SALE. POSSESSION OF THIS DOCUMENT DOES NOT CONVEY ANY PERMISSION TO REPRODUCE THE DOCUMENT OR MANUFACTURE THE ARTICLE OR ARTICLES SHOWN THEREIN.



MATERIAL	
TUBING CIRCUIT & FRAMING	STAINLESS STEEL
OUTER FIN	COPPER
FITTINGS	STAINLESS STEEL

- NOTES:
1. DIMENSIONS IN [] ARE IN MILLIMETERS.
 2. LEAK TEST- PNEUMATIC PRESSURE TEST AT 150 PSIG.

4310G10SB

UNLESS OTHERWISE SPECIFIED		RE-DRN	DATE	 Lytron Inc. 55 Dragon Ct. Woburn Ma. 01801			
ANGULAR DIMENSIONS ARE ± 1°		DRN					
SURFACE ROUGHNESS 125 (3.2μ)		CHK'D		DRAWING TITLE			
BREAK EDGES .010 MAX.		APPV'D					
REMOVE ALL BURRS		APPV'D		HEAT EXCHANGER ASSY CORE CODE: L14-02-16-10.00			
TOLERANCE ON DECIMALS		DO NOT SCALE THIS DRAWING					
INCH ±.X .XX .XXX (mm) ±.X .XX .XXX		MATL	SEE BOM	SIZE	FSCM NO.	DRAWING NO.	REV
 DIMENSIONS AND TOLERANCING ARE PER ANSI STD Y14.5		FINISH	N/A	D 11245		S-4310G10SB	K
				SCALE	1/1	WT.	SHEET 1 OF 1