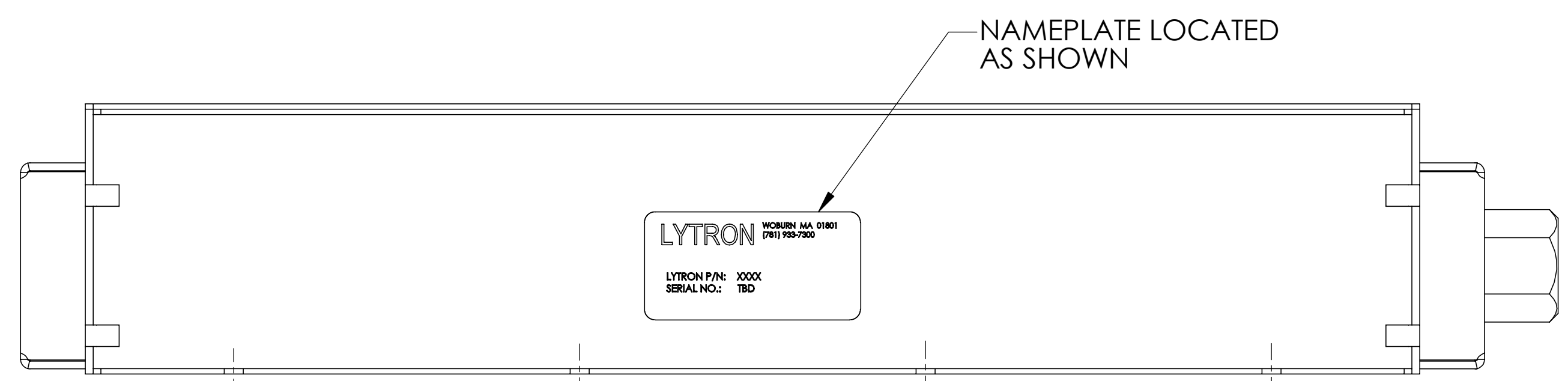
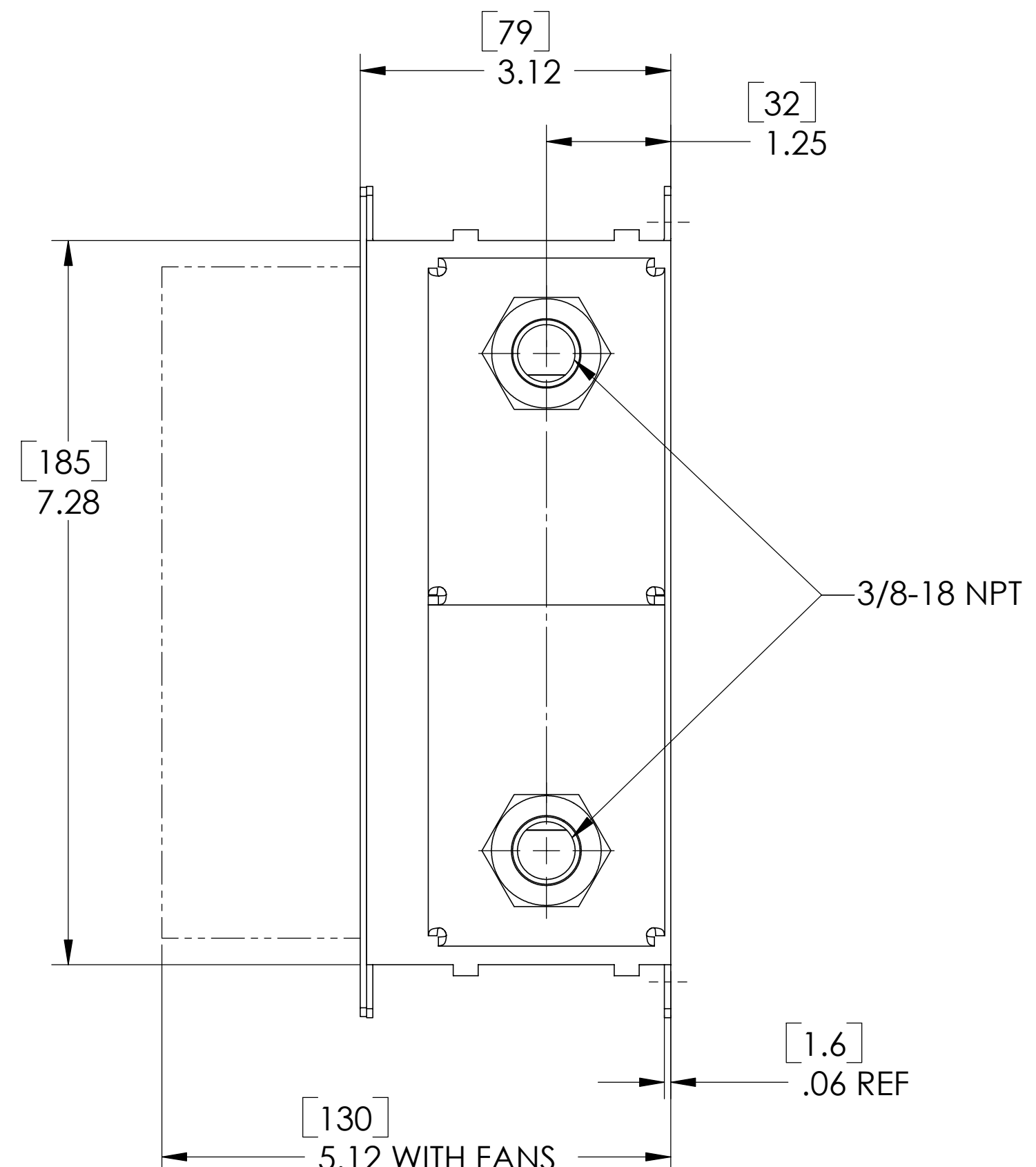
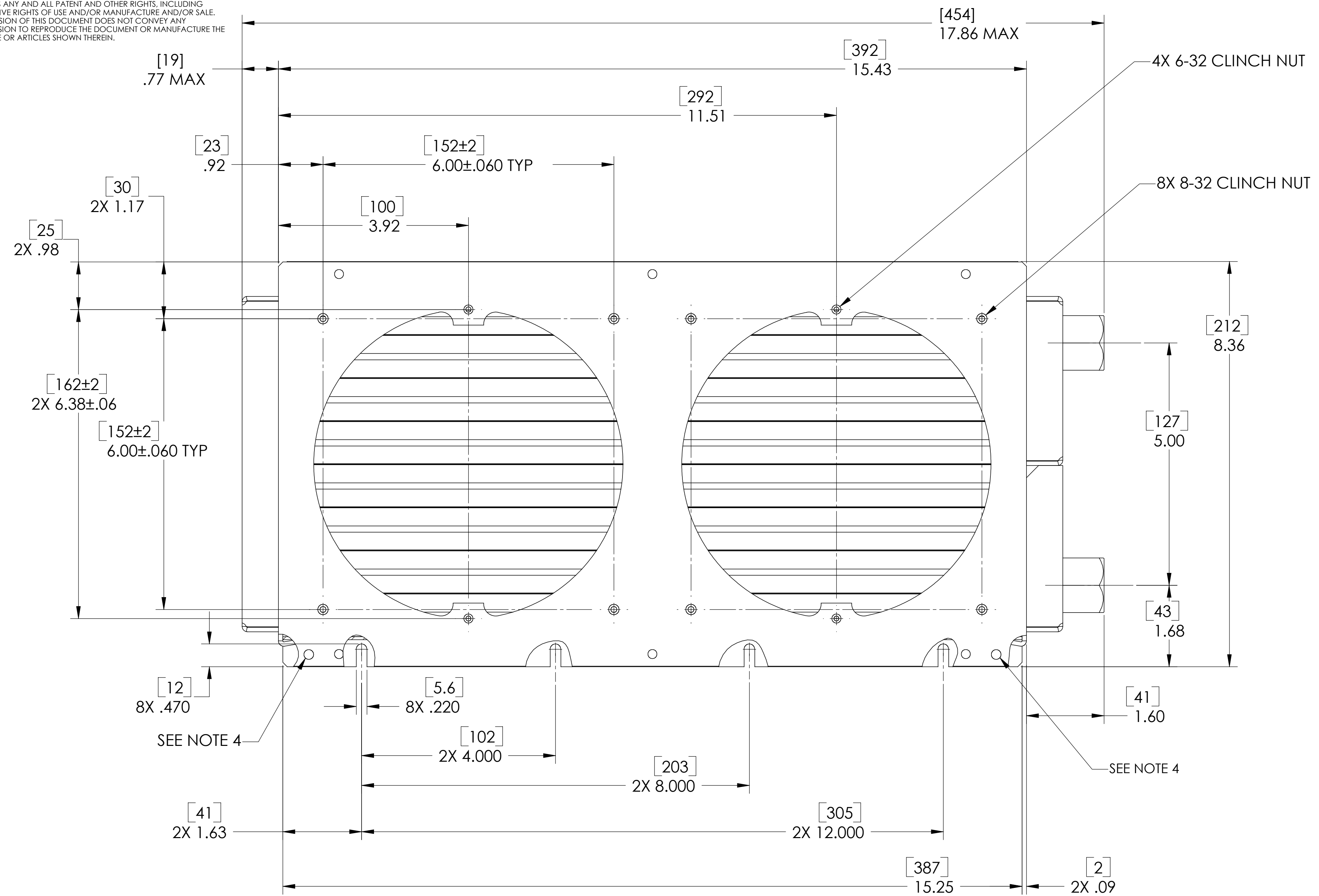


THIS DOCUMENT IS THE PROPERTY OF LYTRON, INC. AND REPRESENTS A PROPRIETARY ARTICLE ON WHICH LYTRON, INC. RETAINS ANY AND ALL PATENT AND OTHER RIGHTS, INCLUDING EXCLUSIVE RIGHTS OF USE AND/OR MANUFACTURE AND/OR SALE. POSSESSION OF THIS DOCUMENT DOES NOT CONVEY ANY PERMISSION TO REPRODUCE THE DOCUMENT OR MANUFACTURE THE ARTICLE OR ARTICLES SHOWN THEREIN.

REVISIONS				SolidWorks		
ZONE	LTR	DESCRIPTION	DATE	DES	CHK	APP
	A	ISSUED	5/28/02	JJS	APT	APT



- NOTES:
- PRESSURE TEST AT 150 PSIG.
 - DIMENSIONS IN [] ARE IN MILLIMETERS.
 - HEAT EXCHANGER MAY BE PURCHASED WITH FANS (SOLD SEPARATELY):
P/N 101116-01 (115 VAC) OR
P/N 101116-02 (230 VAC)
 - HALF-PERFS ARE FOR ALIGNMENT AT THE MANUFACTURING LEVEL.

APPLICATION		LIST OF MATERIALS OR PARTS LIST		DRAWING TITLE	
FINAL	FINAL	DRN	J. SEARS	DATE	5-28-02
NEXT ASSY	USED ON	CHK'D	A. THOMAS	DATE	8-1-02
		APPV'D	A. THOMAS	DATE	8-1-02
		APPV'D			
		DO NOT SCALE THIS DRAWING			
		MATL	ALUMINUM	SIZE	D
		FINISH	NONE	FSCM NO.	11245
				DRAWING NO.	C-ES0714G23
				REV	A
				SCALE	3/4
				WT.	
				SHEET	1 OF 1