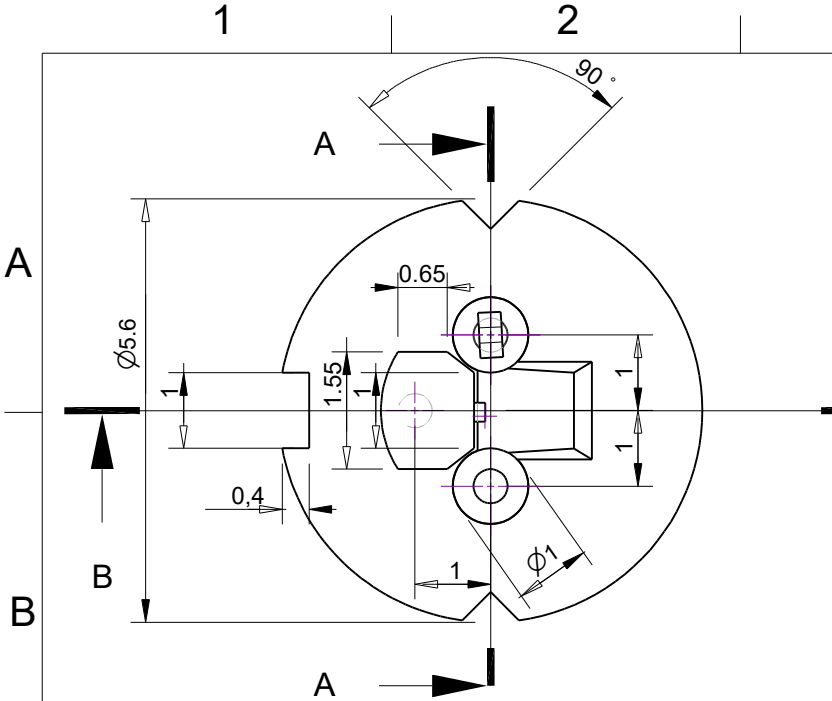
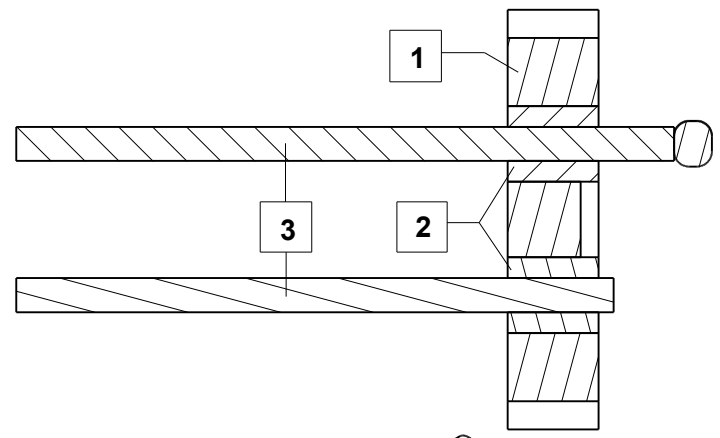


RevNo	Revision note	Date	Signature	Checked
-------	---------------	------	-----------	---------

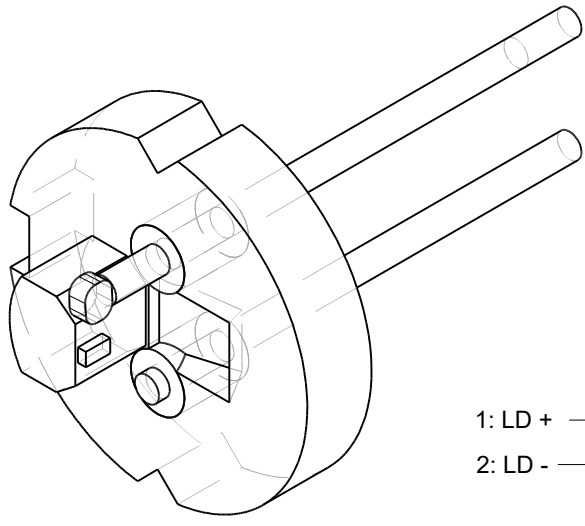
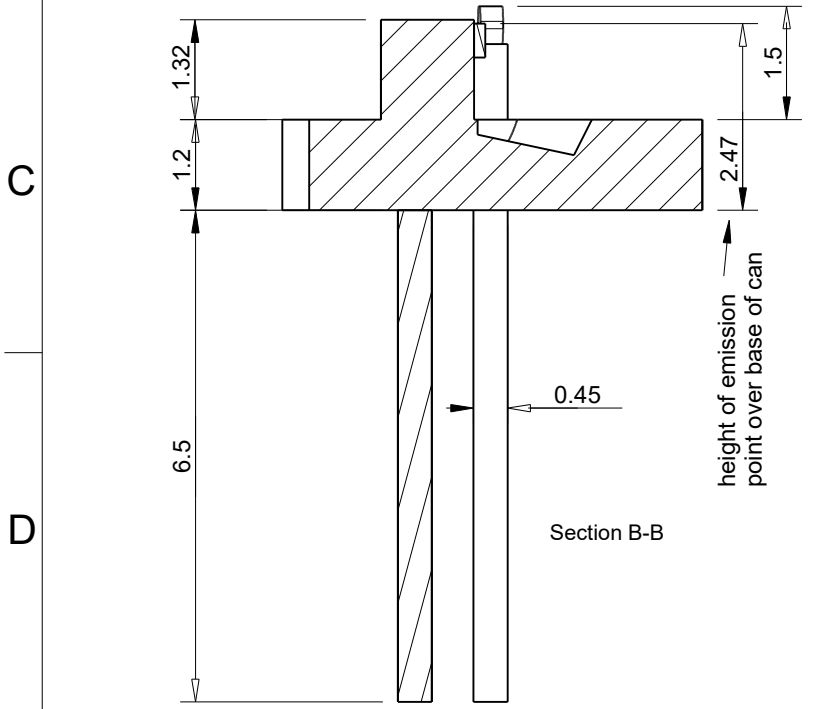


Section A-A

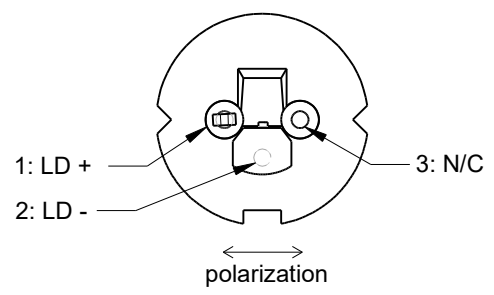



No.	Material	Qty.
1	SPC	1
2	ST - 4B/K	2
3	Fe - Ni	3

Note: The laser device is not designed for any reverse operation



Pin Assignment



Itemref	Quantity	TO5.6			Article No./Reference	
Drawn by	Date	Approved by - date	Material	File name	Scale	
M. Legge	04.04.2012				10:1	
Nanosystems and Technologies GmbH 			nanoplus Nanosystem and Technologies GmbH Oberer Kirschberg 4, 97218 Gerbrunn, Germany		Drawing No.	Edition
			© copyright nanoplus GmbH 2012, all rights reserved. nanoplus GmbH reserves the right to modify these specifications at any time without notice and is not liable for errors.		1	1
					All dimensions are in mm	Sheet 1

1

2

3

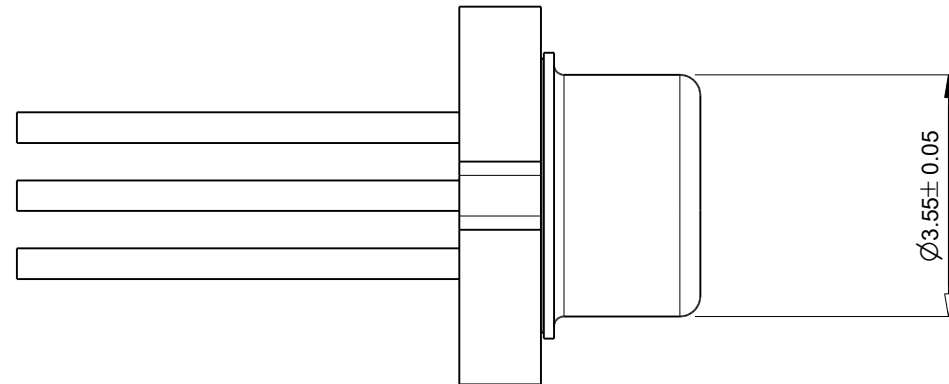
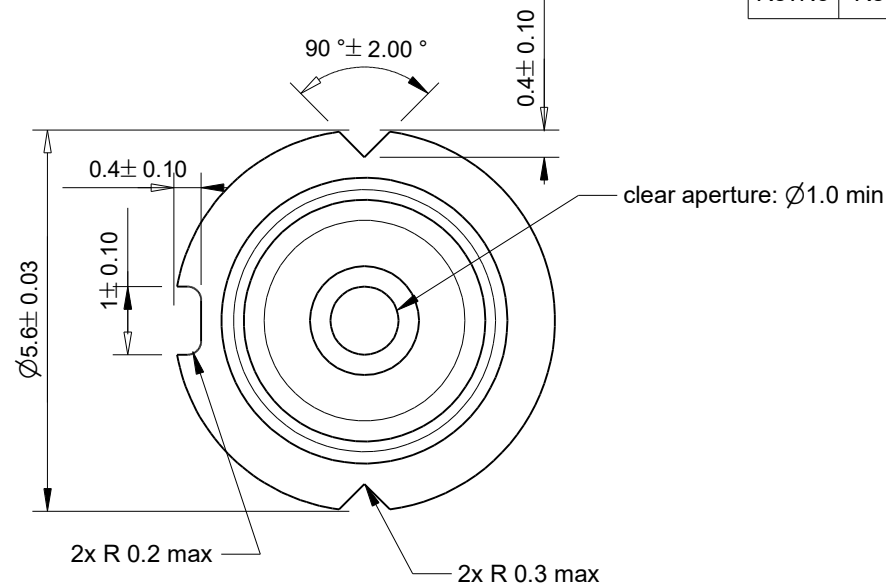
4

5

6

RevNo	Revision note	Date	Signature	Checked
-------	---------------	------	-----------	---------

A



A


B

B

C

C

Pin Assignment

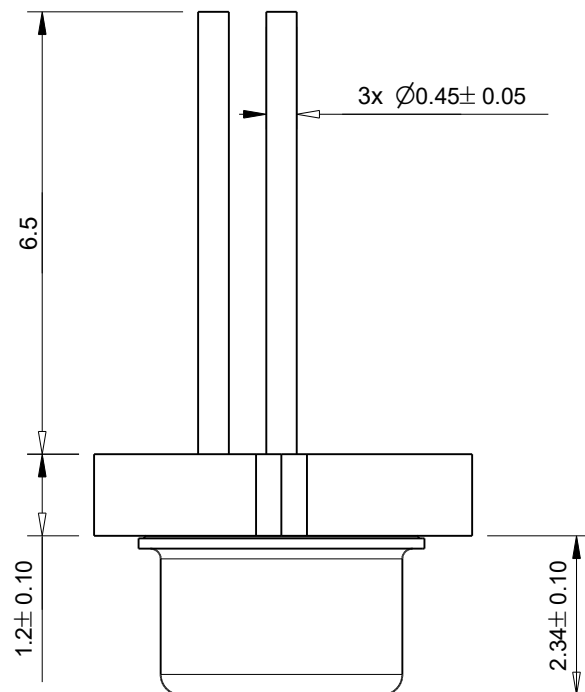


Notes:

- The laser device is not designed for reverse operation
- Window thickness: 0.25 ± 0.05
- Distance between laser emission point and window: < 0.35

D

D



Itemref	Quantity	TO5.6 w/ cap			Article No./Reference	
Drawn by WZ	Date 2019-07-19	Approved by - date	Material	File name	Scale	
Nanosystems and Technologies GmbH		nanoplus Nanosystem and Technologies GmbH Oberer Kirschberg 4, 97218 Gerbrunn, Germany © copyright nanoplus GmbH 2016, all rights reserved. nanoplus GmbH reserves the right to modify these specifications at any time without notice and is not liable for errors.			Drawing No.	Edition
nanoplus					All dimensions are in mm	Sheet

1

2

3

6